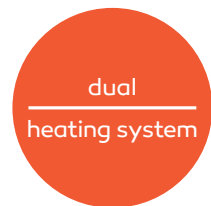




Bathroom heater Metal white

Technical Data:

Front:	Metal, stove-enamelled
Model:	BP Metal
Colour:	White, RAL 9003
Surface:	Silky matte
Power supply:	1/N/PE 230 V
Frequency:	50 Hz
IP rating:	IP X4
Protection class:	I
Heating technology:	ESHC plus dual heating system
Connection cable:	1,850 mm, white
Schuko plug:	yes




Article number	Colour	Surface	Format (cm)	Power (W)	Current (A)	Weight (kg)	Number of rails
BPPB0550	White, RAL 9003	Silky matte	60,0 x 120,0 x 1,7	550	2,4	14,1	1
BPPB0660	White, RAL 9003	Silky matte	60,0 x 150,0 x 1,7	660	2,9	18,7	2
BPPB0850	White, RAL 9003	Silky matte	60,0 x 180,0 x 1,7	850	3,7	23,3	3



Bathroom heater Metal anthracite

Technical Data:



Front:	Metal, stove-enamelled
Model:	BP Metal
Colour:	Anthracite, RAL 7016
Surface:	Silky matte
Power supply:	1/N/PE 230 V
Frequency:	50 Hz
IP rating:	IP X4
Protection class:	I
Heating technology:	ESHC, dual heating system
Connection cable:	1,850 mm, white
Schuko plug	yes



Article number	Colour	Surface	Format (cm)	Power (W)	Current (A)	Weight (kg)	Number of rails
BPMA0550	Anthracite, RAL 7016	Silky matte	60,0 x 120,0 x 1,7	550	2,4	14,1	1
BPMA0660	Anthracite, RAL 7016	Silky matte	60,0 x 150,0 x 1,7	660	2,9	18,7	2
BPMA0850	Anthracite, RAL 7016	Silky matte	60,0 x 180,0 x 1,7	850	3,7	23,3	3



Bathroom heater



Towel rails

Article number	Front	Model	Format (cm)
BEC0430	Chrome	open on one side	43,0 x 4,0 x 0,5
BEC0550	Chrome	open on one side	55,0 x 4,0 x 0,5
BEC0650	Chrome	continuously	65,0 x 4,0 x 0,5
BEE0430	Brushed stainless steel	open on one side	43,0 x 4,0 x 0,5
BEE0550	Brushed stainless steel	open on one side	55,0 x 4,0 x 0,5
BEE0650	Brushed stainless steel	continuously	65,0 x 4,0 x 0,5